

PERINEAL REPAIR

Jay Shanahan, PGY2
Obstetrics and Gynecology
Memorial University

1

DISCLOSURES

- The perineal models were created in conjunction with the MUN Med 3D program
- The funding for this project was provided to MUN Med 3D through the Atlantic Canada Opportunities Agency



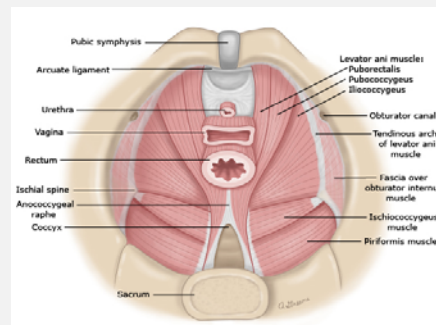
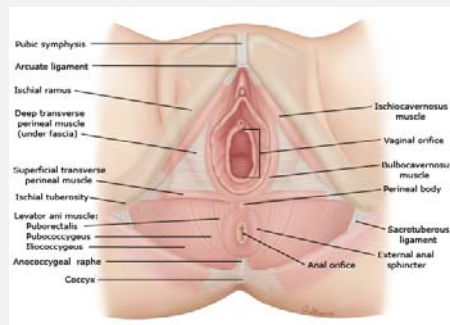
2

LOWER GENITAL TRACT LACERATIONS

- Can occur after any vaginal delivery
- Can incorporate cervix, vagina, labia, urethra, anus, or perineum
- If neglected, can lead to multiple complications

3

REVIEW OF FEMALE PELVIC ANATOMY



UpToDate, 2017

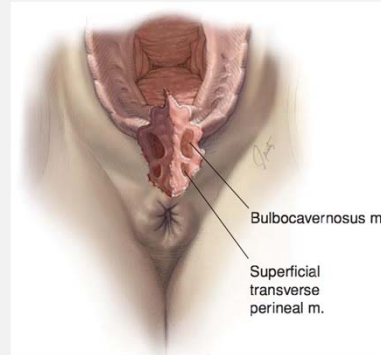
4

CLASSIFICATION OF PERINEAL LACERATIONS

FIRST DEGREE



SECOND DEGREE

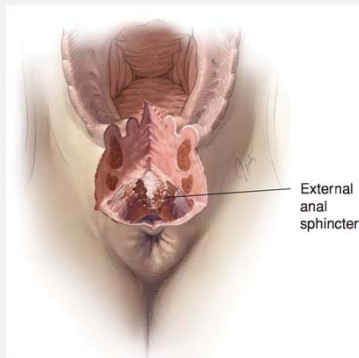


Williams, 2014

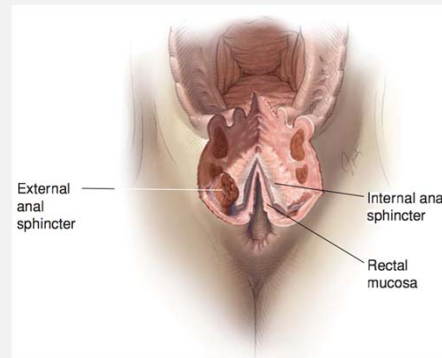
5

CLASSIFICATION OF PERINEAL LACERATIONS

THIRD DEGREE



FOURTH DEGREE



Williams, 2014

6

RISK FACTORS FOR HIGH ORDER LACERATION

- Midline episiotomy
- Nulliparity
- Longer second-stage labour
- Precipitous delivery
- Persistent occiput posterior position
- Operative vaginal delivery
- Increasing fetal birthweight
- Asian inheritance

7

COMPLICATIONS OF HIGH ORDER LACERATIONS

- Short term:
 - Blood loss
 - Infection
 - Abscess
 - Perineal pain
 - Wound dehiscence
 - Necrotizing fasciitis
- Long term:
 - Urinary and fecal incontinence
 - Dyspareunia
 - Altered sexual function
 - Rectovaginal fistula
 - Impaired pudendal nerve conduction

8

ASSESSMENT FOR OBSTETRIC TRAUMA

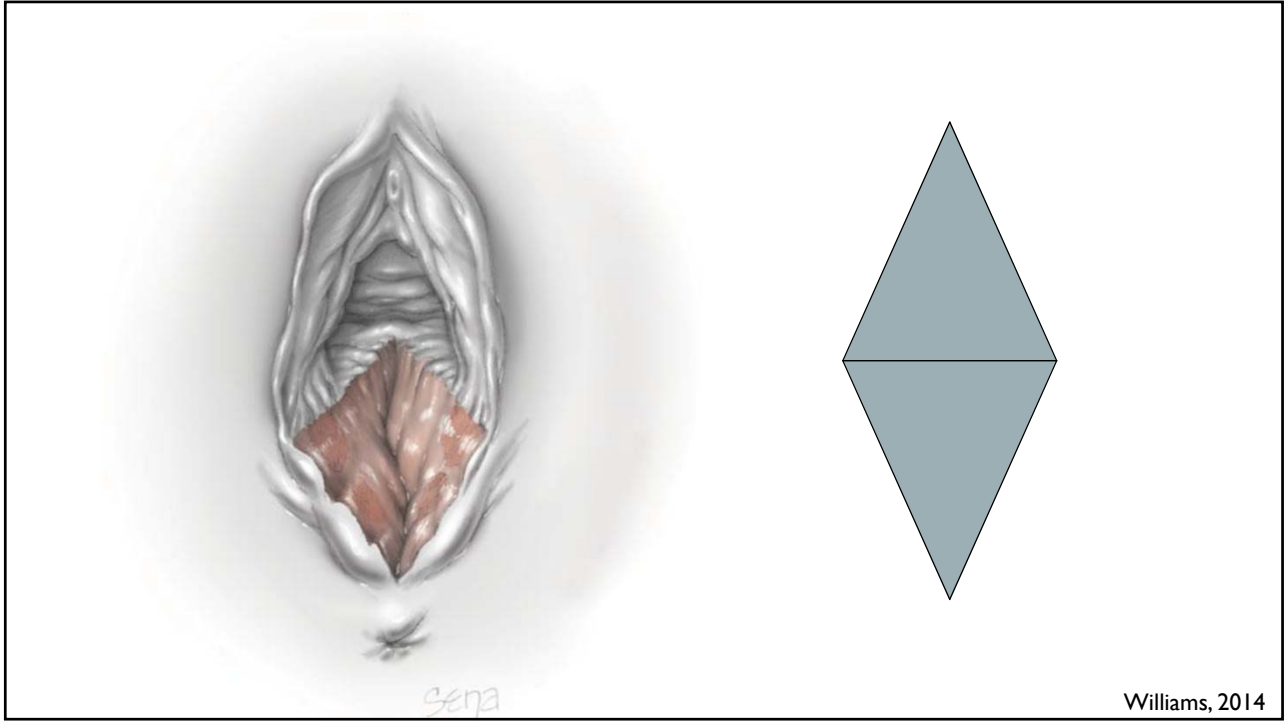
- Deliver the placenta!
- Set-up:
 - Materials (absorbable 2-0 or 3-0 suture)
 - Lighting
 - Exposure
 - ANALGESIA
- Assess for:
 - Extent of bleeding
 - Source of bleeding
- Identify:
 - Apex of vaginal laceration
 - Involvement of anorectum

9

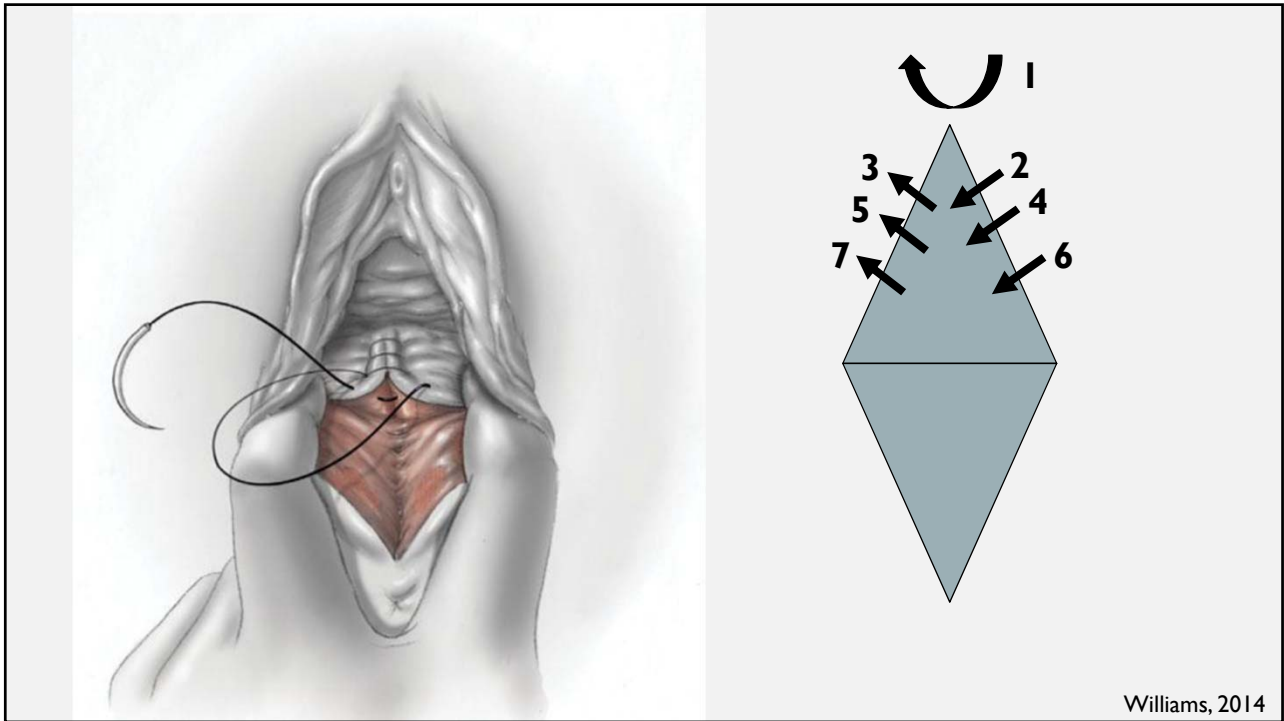
REPAIR

- Goals:
 - Hemostasis
 - Restoration of anatomy
 - Minimization of pain
 - Avoidance of complications
- Step-Wise Approach:
 - Vaginal Repair
 - Crown Suture
 - Deep Perineal Repair
 - Superficial Perineal Repair

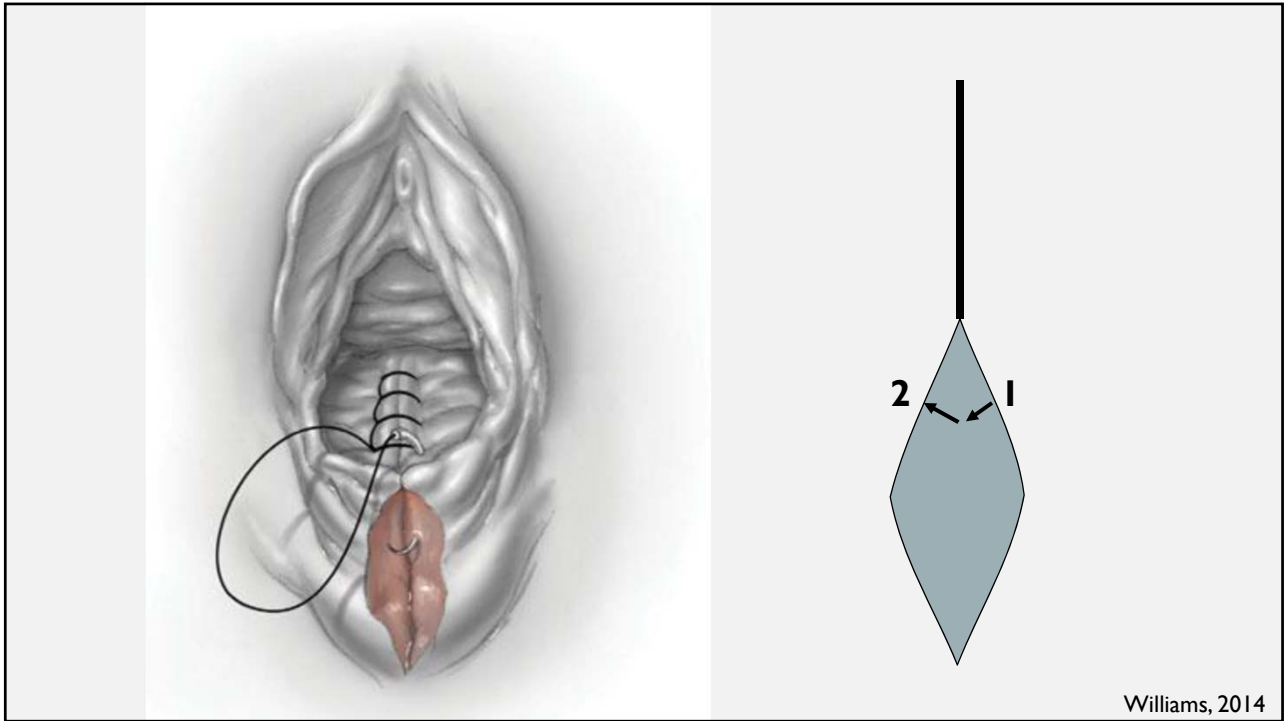
10



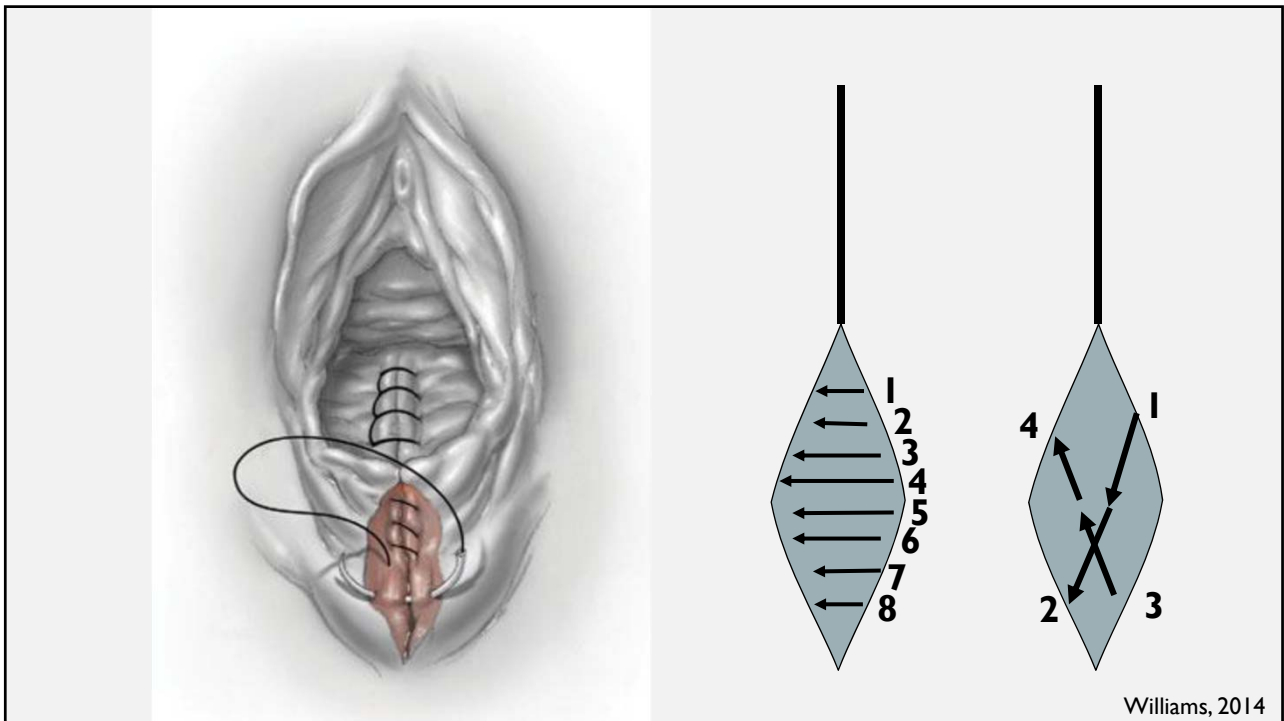
11



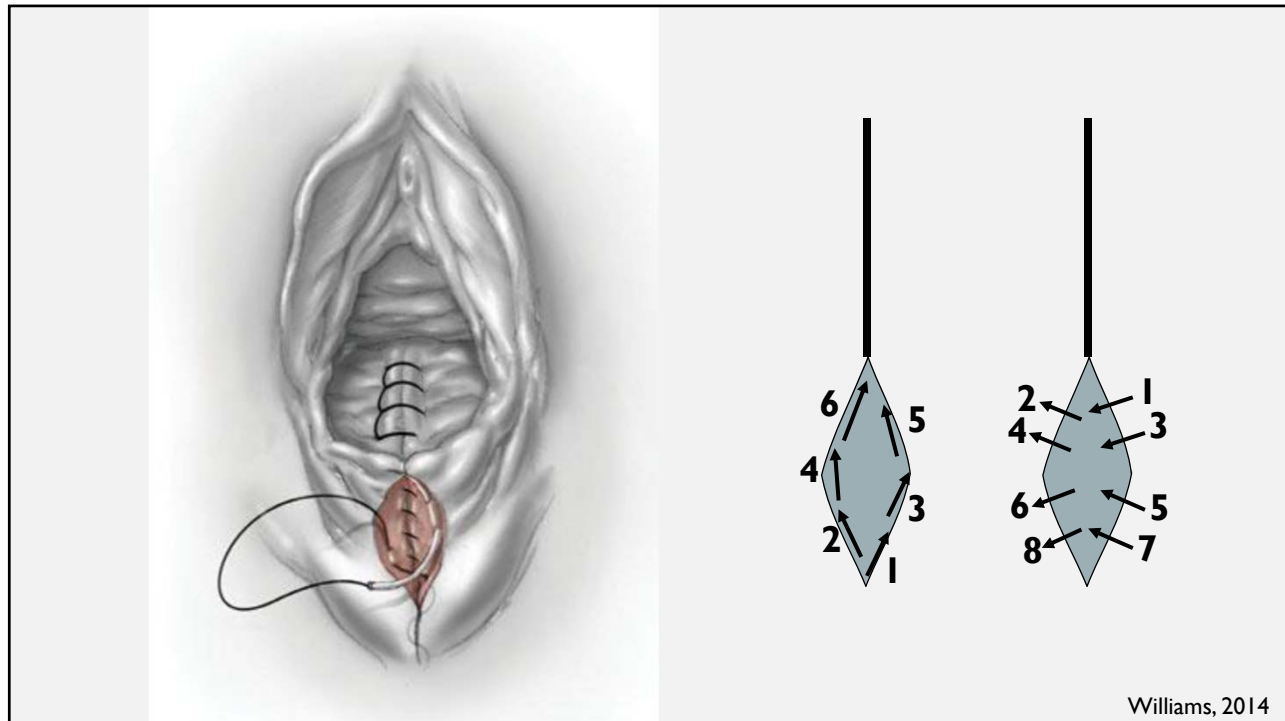
12



13



14



15

REFERENCES

- Toglia, M. (2017). Repair of perineal and other lacerations associated with childbirth. In K. Eckler (Ed.), *UpToDate*. Retrieved March 31, 2018, from <https://www.uptodate.com/contents/repair-of-perineal-and-other-lacerations-associated-with-childbirth>
- Cunningham, F, Leveno, K., Bloom, S., Spong, C., Dashe, J., Hoffman, B., et al (Eds.). (2014). *Williams obstetrics* (24th ed.). United States of America: McGraw-Hill Education.

16

ACKNOWLEDGEMENTS

